



# Reactor<sup>®</sup> E-10hp

Portable High-Pressure Proportioner



## Entry level system for pure and hybrid polyurea coatings

- Ideal for small to medium projects such as terraces, pools, balconies, tanks, truck bedliners, containment and waterproofing
- Heats material fast
- Portable and easy to use
- Uses standard residential electrical outlets – no generator needed
- Affordable investment – compared to a standard Reactor which requires a generator and spray rig

PROVEN QUALITY. LEADING TECHNOLOGY.

# Power, pressure and performance



## Grow your business with polyurea applications

The Reactor E-10hp™ is an ideal entry-level system and is great for coating projects such as balconies, pools, waterproofing and bedliner applications. It's a smart, affordable investment that will help your business grow.

And even though it's an entry-level system, it still packs plenty of power. The Reactor E-10hp adds high pressure to give you the power and performance you need to spray polyurea coatings. This compact unit is lightweight and portable – and even runs on residential power so you don't need to invest in a generator.

## Boost heat for fast, 20-minute startup times\*

With the system's innovative boost heat and insulated tanks, material heats up fast so you're up and running sooner. In fact, you're ready to spray in a fraction of the time, compared to over an hour startup time on a standard Reactor E-10™.

The boost heat uses the extra available power from the motor circuit when the machine is recirculating and applies that extra power to additional heater rods. Which means that during recirculation mode, you have additional total heater amperage for faster material heating.

\* Startup time is 20 minutes with the 230V model.

## Material Output

This chart determines material output based on pressure and selected mix chamber.

### Examples:

- At 2200 psi with a AW2222 mix chamber, output is nearly 0.9 gpm
- At 1800 psi with a AR2929 mix chamber, output is nearly 1 gpm

## Recirculation Times

Use this chart to determine which Reactor E-10 model is best suited for your application needs. This chart determines recirculation times and tank temperatures necessary to achieve your final spraying temperature.

- Curved portion of line represents tank temperature
- Straight vertical portion of the line represents Delta T of primary heaters

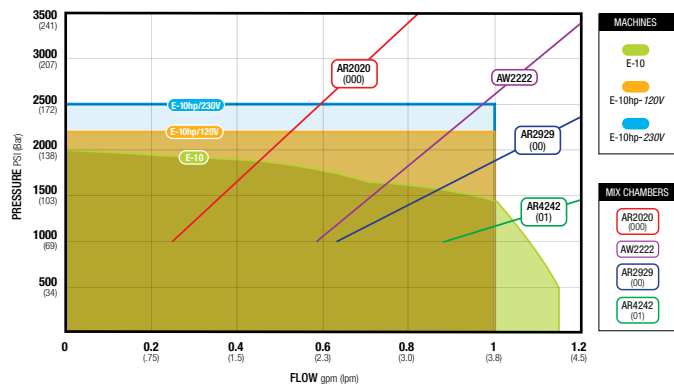
To calculate necessary tank temperatures, subtract Delta T from your desired spray temperature.

### Examples:

- You want to spray the 230V E-10hp at 170°F (77°C). Subtract 45°F (25°C) (Delta T) from 170°F (77°C) for a tank temperature of 125°F (52°C). It will take about 20 minutes of recirculation time to reach a tank temp of 125°F (52°C).
- You want to spray the 120V E-10hp at 150°F (66°C). Subtract 30°F (17°C) (Delta T) from 150°F (66°C) for a tank temperature of 120°F (49°C). It will take about 24 minutes of recirculation time to reach a tank temp of 120°F (49°C).

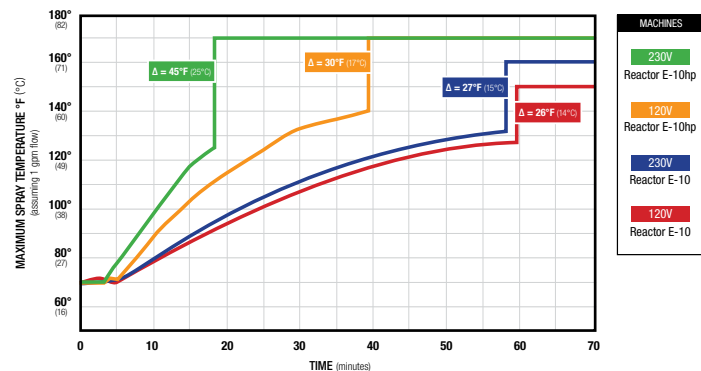
## Material Output

PRESSURE vs FLOW — E-10hp, E-10 with various mix chambers



## Recirculation Times

MAX SPRAY TEMPERATURE vs TIME — E-10hp, E-10





### **Digital heat controls**

- Allows you to enter the exact temperatures you need
- Uses the same circuit boards as a standard Reactor

### **Single knob motor operation**

- Intuitive, easy to use

### **Insulated tanks**

- Double-wall insulated to retain heat
- Smooth interior lining for easy cleaning
- Improved seal design on lid for better moisture control

### **Low level sensors**

- Indicates when material is low (1 gal / 3.8 L remaining)
- No contact with materials – prevents buildup

### **Boost heat**

- Directs unused power from the motor circuit to additional heater rods
- Additional heater power brings material to desired temperatures faster during recirculation mode

### **Robust hybrid heater**

- More power, faster material heating means more uptime

### **Motor**

- Offers 50% more power than the Reactor E-10
- Provides improved spray performance with reduced pressure drop

### **Quick knockdown lower pumps**


- Easy disassembly and maintenance

### **Temperature gauges in Y-strainers**

- Provides accurate tank temperature readings

### **Portable**

- Fits through standard doorways
- Plugs into standard 120V or 230V outlets
- Rugged wheels for extreme jobsites
- No need for generator



### **Wide tank opening**

- Easy material loading and easy to clean



## Technical Specifications

VOLTAGE	230V	120V
Machine pressure rating	3000 psi (206 bar, 20.6 MPa)	3000 psi (206 bar, 20.6 MPa)
Max spray pressure	2500 psi (172 bar, 17.2 MPa)	2200 psi (152 bar, 15.2 MPa)
Max flow rate	1 gpm (3.8 lpm)	1 gpm (3.8 lpm)
Max fluid temperature	170°F (77°C)	170°F (77°C)
Recirculation time to 170°F (77°C) *	20 min	40 min
Primary heat	2760 watts	2000 watts
Boost heat	1240 watts	1000 watts
Total heat	4000 watts	3000 watts
Hopper capacity	6 gal (23 L)	6 gal (23 L)
Max hose length	105 ft (32 m)	105 ft (32 m)
Size (w x d x h)	29x36x46 in (73x91x117 cm)	29x36x46 in (73x91x117 cm)
Weight	239 lb (108 kg)	239 lb (108 kg)
Recommended chamber sizes	000, AW2222 and 00 and 01 at reduced pressure	000, AW2222 and 00 and 01 at reduced pressure
Electrical requirements	(2) 15 Amp outlets	(2) 20 Amp outlets
Manual	332144	332144

\* 70°F (21°C) initial material temperature, 5 gal (19 l) material per tank

## Ordering Information

24T100	Reactor E-10hp, 120V, bare	P2T900	Reactor E-10hp, 230V, package, with P2 Gun, GC250A chamber and GC251A tip
24T900	Reactor E-10hp, 230V, bare	25R000	5 Hose bundle for E-10hp, 35 ft (11 m), 3000 psi (206 bar)
APT100	Reactor E-10hp, 120V, package with Fusion AP Gun, AW2222 chamber	249810	Fusion AP gun, AW2222 mix chamber
APT900	Reactor E-10hp, 230V, package with Fusion AP Gun, AW2222 chamber	GCP2RA	P2 Gun, GC250A chamber and GC251A tip
P2T100	Reactor E-10hp, 120V, package, with P2 Gun, GC250A chamber and GC251A tip	24E727	Recirculation hardware kit for P2 gun

## Contact us today!

To receive product information or talk with a Graco representative, call 800-746-1334 or visit us online at [www.graco.com](http://www.graco.com).



©2013 Graco Inc. 349015 Rev. A 9/13 All written and visual data contained in this document are based on the latest product information available at the time of publication. Graco reserves the right to make changes at any time without notice. All other brand names or marks are used for identification purposes and are trademarks of their respective owners.

